

# Directions

## **Beltway, I-695 to Exit 29, Cromwell Bridge Rd.**

At the traffic light at the end of the exit ramp, turn **LEFT** (East) onto **Cromwell Bridge Rd.**

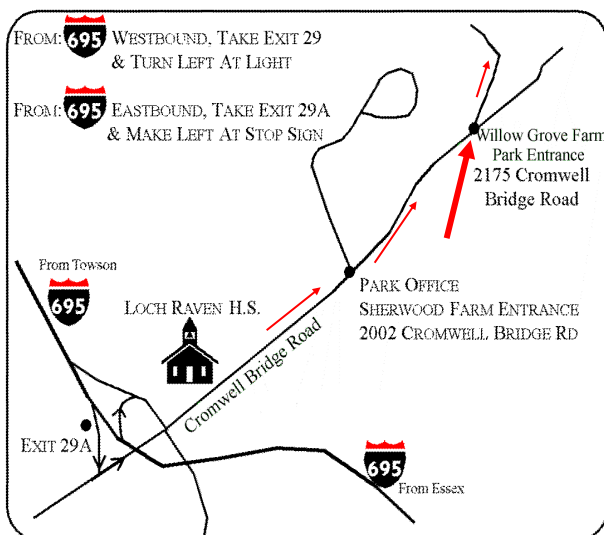
Continue on **Cromwell Bridge Rd** past Loch Raven High School.

**The 1st entrance to the Park is Sherwood Farm. Do Not turn into the Sherwood Farm entrance!**

Go ½ mile past the Sherwood Farm entrance to the **2<sup>nd</sup> entrance, Willow Grove Farm.**

Turn **LEFT** into the driveway and continue across the bridge to the gravel parking lot.

**Do not block the Emergency Access road on the West end of the parking lot.**



## Program Information

- **Registration for programs scheduled for Jan. 1st to June 15th** begins January 1st.
- **Registration for programs scheduled for Sept. 1st to Dec. 31st** begins August 1st.
- All requests must be submitted using our Program Request Form.
- A confirmation will be sent by mail. Please review it carefully to avoid scheduling errors.
- For all programs, a donation of \$25 is always appreciated to help cover expenses.
- School/Group program requests are limited to 2 trips per season.
- We do not have indoor bathrooms, but port -a-pots are available.
- Students, chaperones & teachers must stay together at all times.
- Trips are held **RAIN or SHINE!**
- Number of students **LIMITED** to 70 or less. Call for larger groups.
- Weekday Pre K and K programs are 1 hour in length at 10 AM, except Fall Harvest, which is 2 hours in length at 10 AM.
- All other age groups programs are 2 hours in length at 10 AM to 12 PM.
- Scout Programs are 1 hour in length.
- Teachers and chaperones are expected to be fully involved in the program and to provide oversight.
- Please do not bring siblings as our indoor space is limited.
- We have picnic tables to eat your lunch. Bring bags & carry trash out with you.

**Please arrive on time!**

# Cromwell Valley Park Willow Grove Nature Education Center



Department of  
Recreation and Parks

## Programs for Schools, Groups & Scouts

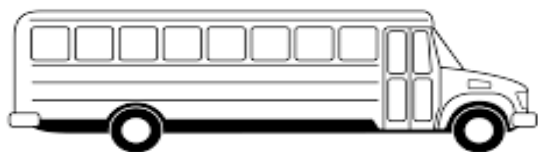
**September to June**



2002 Cromwell Bridge RD  
Baltimore, MD 21234

Nature Center: 410.887.3014  
Park Office: 410.887.2503

[www.cromwellvalleypark.org](http://www.cromwellvalleypark.org)



# About the Park

Cromwell Valley Park is 460 acres of natural beauty nestled between Towson and Parkville in Baltimore County, MD. The Park is a stream valley, with a mixture of wetlands, pasture, cultivated fields, orchards, gardens, & woodlands. Settled for farming in the late 1700s, the Park has a little something for everyone: hiking, bird & wildlife watching, vegetable gardening, community service projects, and more! At our **Willow Grove Nature Center**, we offer Naturalist guided programs on nature, conservation, farming, nature, local and natural history. (revised 10/17)



**Most of our programs align with Baltimore County Public Schools science units.**

## Program Days & Times

**Mondays: CLOSED**

**Field trips are scheduled at 10 AM on Tuesdays through Thursdays.**

**Rain or Shine!  
Dress for the Weather.  
Wear Closed-toe shoes.**

**Questions?  
Contact the Park Office  
410.887.2503**

**[info@cromwellvalleypark.org](mailto:info@cromwellvalleypark.org)**

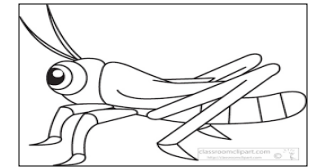
( Key: S = Spring F = Fall W = Winter )

- **Kinder Nature (SFW) 1 hour - Pre K & K only.** Explore a seasonal topic with a Naturalist.
- **Signs of Animals (SFW).** Hike to look for animal tracks, trails, scat, fur, feathers, and other signs. Learn who's here and why.
- **Birds of a Feather (SFW).** How are birds different from other animals? Learn how they are adapted to fly, sing, eat, and build nests. We will hike to look for them.
- **Reptiles & Amphibians (SF).** Snakes, turtles and frogs have fascinating lives. Hike with us to look for and observe.
- **Geology of Maryland (SFW).** Rocks and the minerals within them are like cookies which have ingredients. We'll take a hike to discover and to collect.



- **Hike into History (SFW).** Join a lime kiln worker and hike to the log cabin and lime kilns to learn about life in Cromwell Valley 160 years ago.
- **The Native Americans of Maryland (SFW).** What was life like for Native Americans before Europeans arrived? Learn by doing some of the things they did daily.
- **Habitat Explorers (SFW).** All living things need food, water, shelter, and living space. Learn how animals have adapted to thrive in their habitats.

- **Stream Strollers (SF).** How does the health of our stream affect the health of the Chesapeake Bay? Wade in with us to catch the critters that live there. Water shoes or boots are a must.
- **Discovering Insects (Late S and Early F).** Explore the park's diverse insect life. Collect and observe insects. Learn about their life cycles and behavior.



- **"Tree"mendous Trees (SFW).** All living things, including us, depend on trees. Hike and identify trees by their shape, leaves, branching, smell, taste, bark, fruit, and seeds.
- **Spring Planting (S).** Learn how plants grow & why farms are important and then plant a sunflower seed to take home.
- **Fall Harvest (F).** What was it like to live on Willow Grove Farm 160 years ago? Join in the harvest as we learn about the crops we harvest in the Fall.
- **Custom Programs (Year Round). 1 to 2 hours.** We can customize any of our programs to suit your needs.
- **Scout Programs will resume after January 1st, 2019.**